

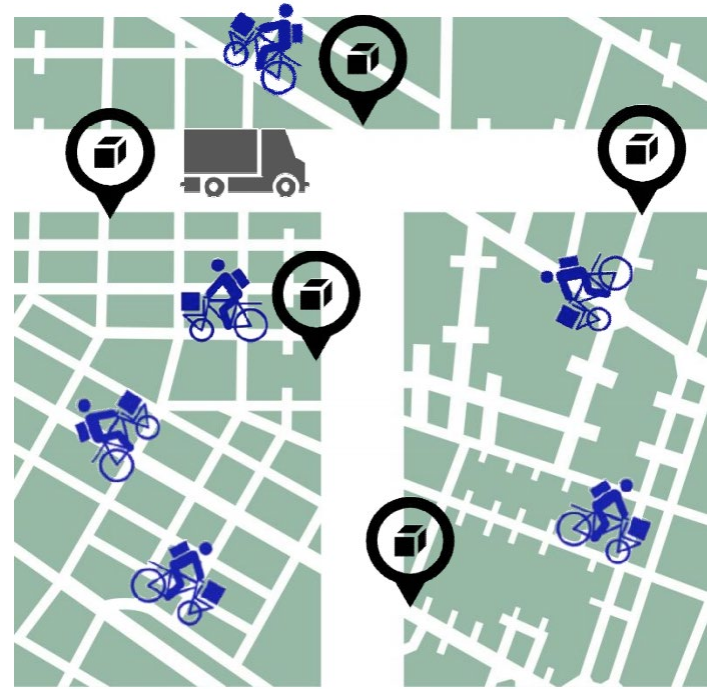
Exploring the sustainability potential of urban delivery microhubs and cargo bike deliveries

Şeyma Güneş, Anne Goodchild
University of Washington



What is a microhub?

- Goods are consolidated to hub near the final delivery point
- Hub serves a limited spatial delivery area
- Allows for mode shift to clean vehicles or soft transportation modes
- Reduces truck travel in last mile



https://civitas.eu/sites/default/files/documents/cyclelogisti_cs-civitas_final.pdf

Background

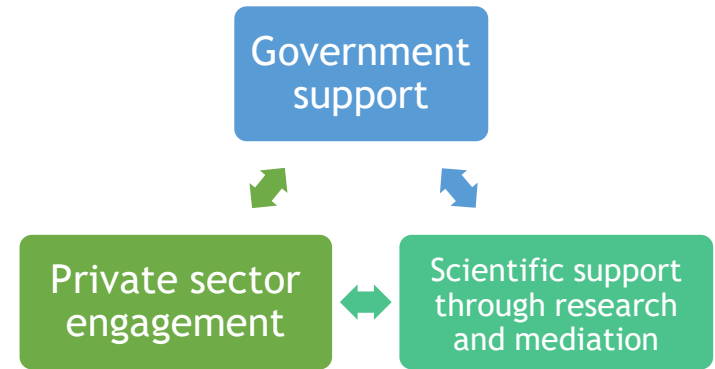
- Freight delivery systems under pressure
 - Urban population and demand for online shopping is on the rise
- Earlier micro-consolidation initiatives
 - Urban Consolidation Centers (UCC) in Europe since 1970s
 - Key purpose: to avoid freight vehicles traveling into urban centers with partial loads (Allen et al., 2012).



<https://static01.nyt.com/images/2019/10/27/nyregion/27NYTECH-p1/00NYTECH1-mobileMasterAt3x.jpg>

Planning and Implementation

- Many previous UCC implementations failed to operate in the long term because of low throughput volumes, the inability to operate without financial support from government, and dissatisfaction with service levels (Allen et al., 2007; van Rooijen et al., 2010)
- Multi-sectoral collaboration is necessary to obtain a working, self-sustaining facility (Allen et al., 2012)



(Verlinde et al., 2012)

Objectives

- Catalyze and support empirical tests of viable sustainability solutions
- Assess the performance of delivery microhubs and cycle logistics when compared with truck deliveries in terms of
 - VMT per package,
 - Tailpipe CO₂ emissions,
 - Time spent per package.



Approach:

(1) Respond to private sector request (2) Empirical analysis using pilot test data

Stakeholder Goals from Microhub (2/21)

What is your company's interest in piloting a microhub? How would a microhub align with your company's goals? What results do you expect from microhub utilization?

Reduce Congestion (6)

Reduce VMT

Reduce Number of
Delivery Truck Stops

Quicker turnover of
curbside space

Customer Accessibility (6)

Allow for customers to
pickup and drop off
packages

Storage (5)

Inventory storage (e.g.
peak season backup
inventory)

Storage for delivery e-
bikes

Desired Characteristics (2/21)

What are the desirable operational and physical characteristics of a microhub for your company?

Security (8)

Secured with lighting,
fence, surveillance

Security cameras

General Vehicle Access (5)

Sufficient space (and
clearance) for box
trucks to maneuver

Reliable access from
the transportation
network

Data Connectivity (5)

Built-in power and internet
connection

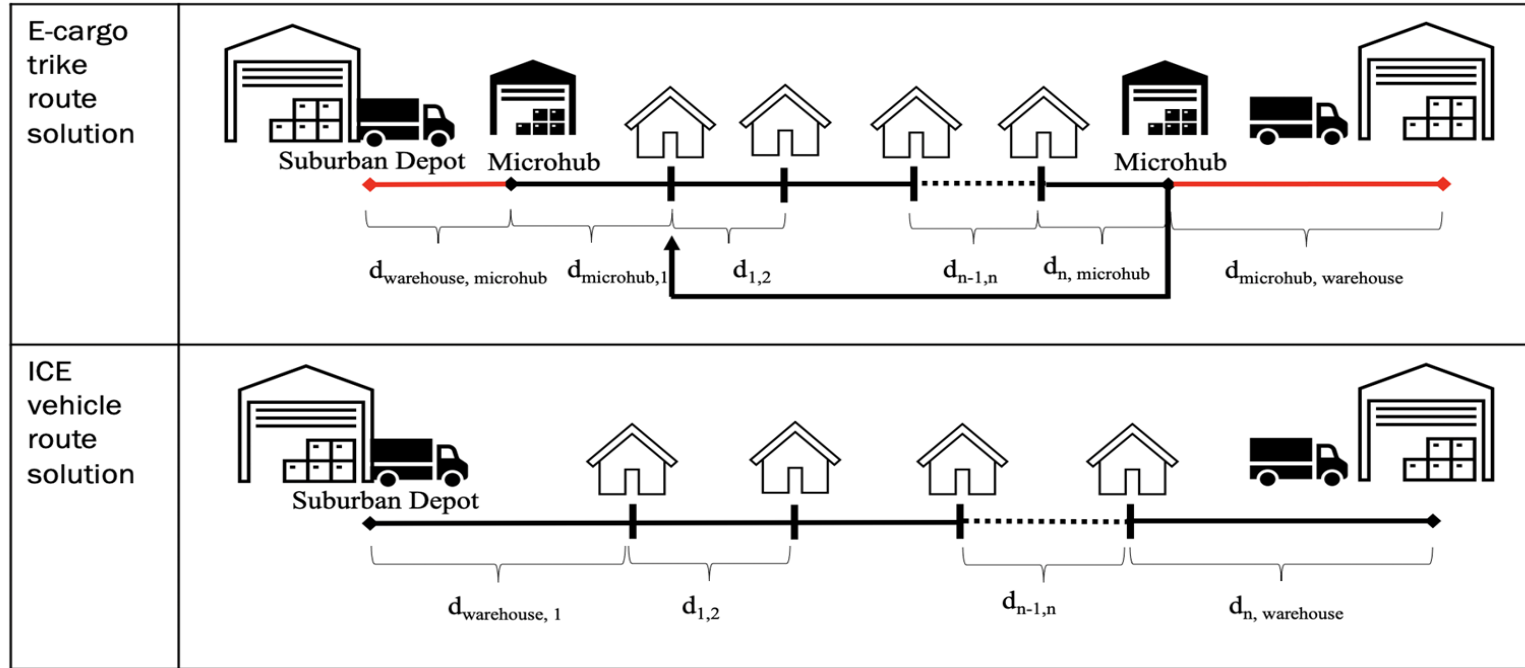
Smart and connected
infrastructure

Inventory control system

Delivery dataset with timestamp, unique route and customer identifier for ICE vehicle and e-bike routes (AxleHire)

Measure	E-BIKE	ICE VEHICLE	% DIFFERENCE
Total number of routes	64	17	
Average number of packages per route	8.53	43.70	-80.48
Average number of packages per stop	1.21	1.13	7.08
Average estimated route distance (mi)	3.79	35.01	-89.17
Average time spent between first and last delivery (min)	47.89	162.74	-70.57

E-cargo bike route versus truck route



Key variables: 1) number of e-bike routes per truck arrival, 2) number of microhubs served by each truck

Performance Metrics

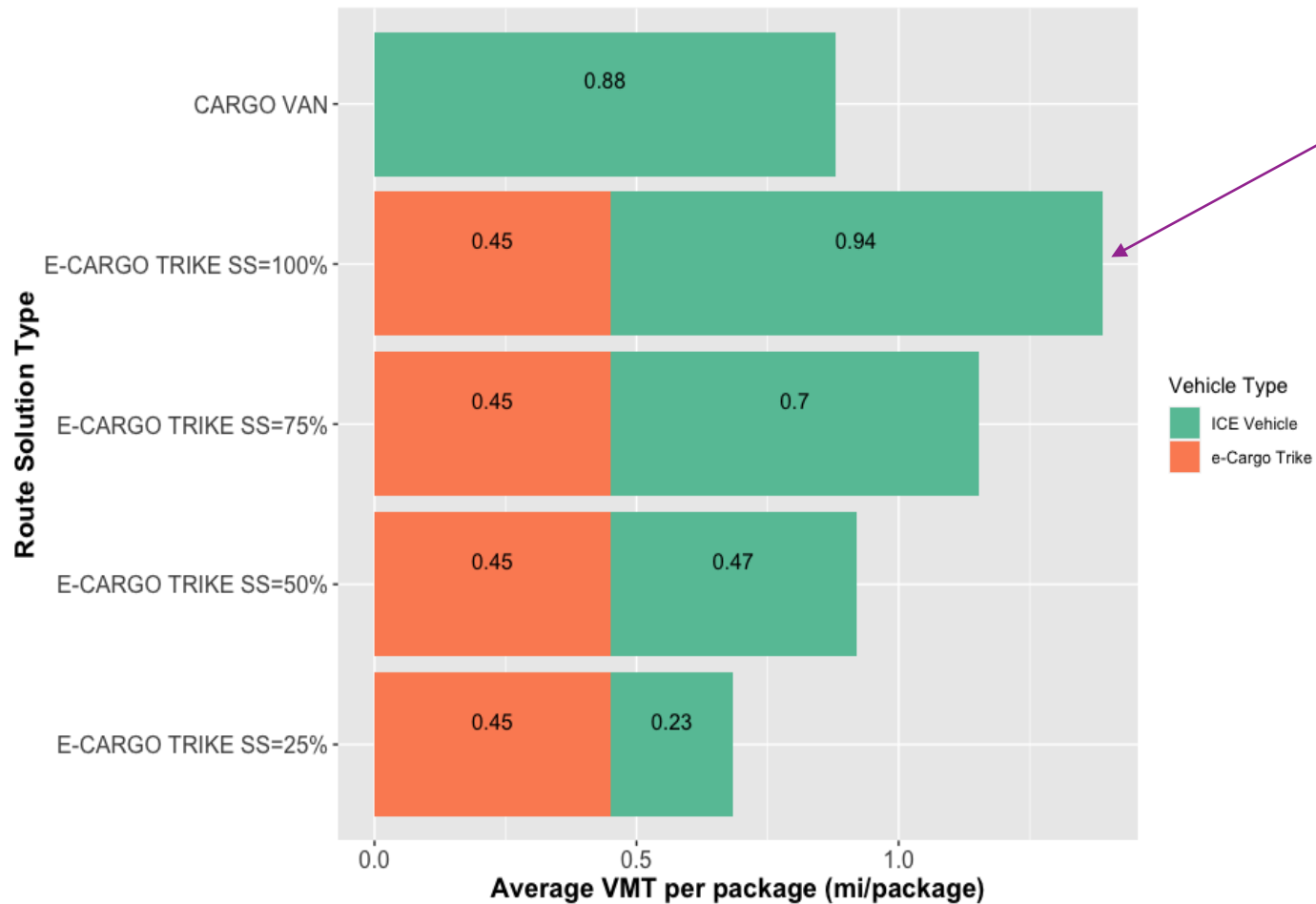
1) Vehicle miles traveled per package

- Stem share (SS)

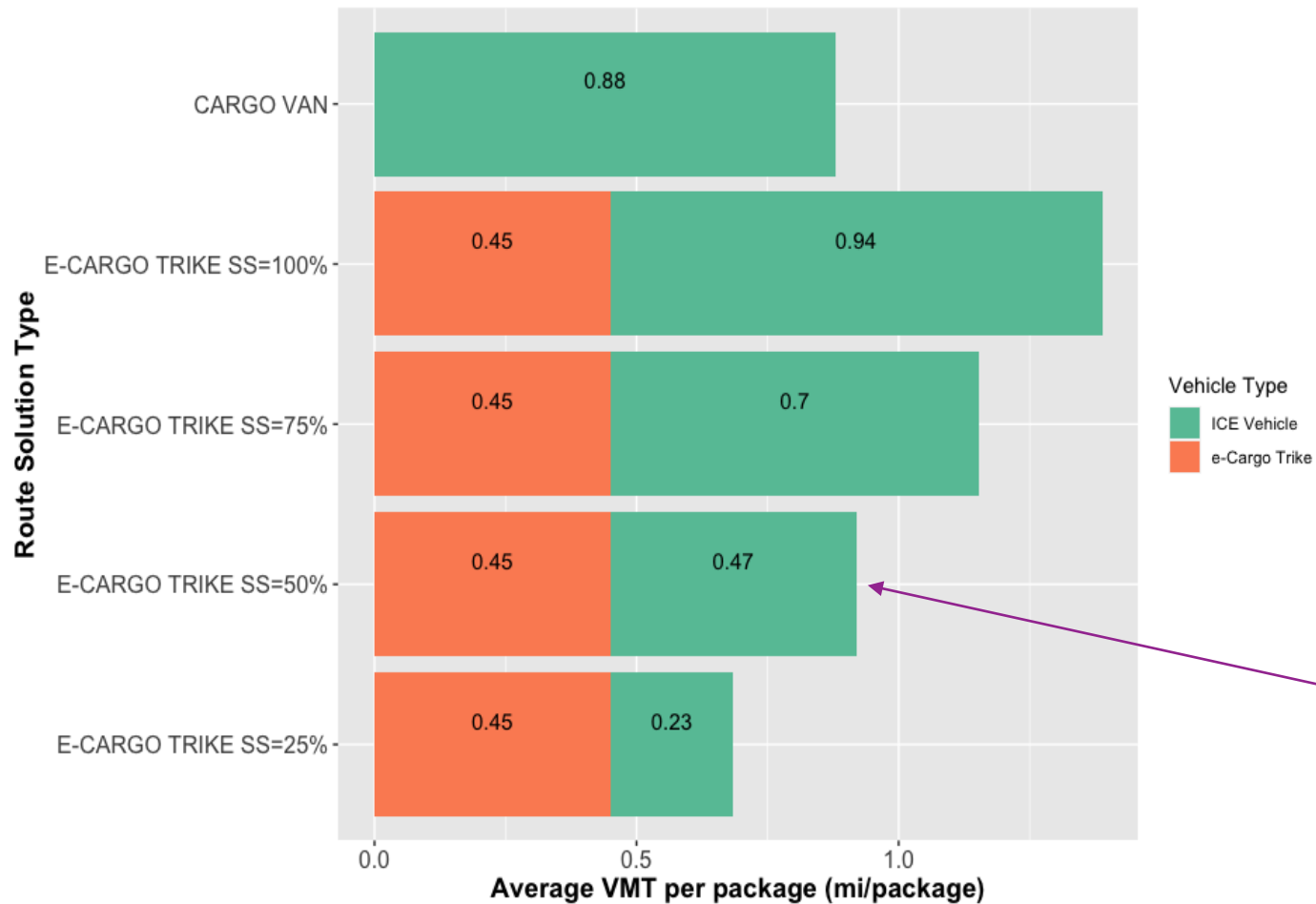
$$SS = \frac{\text{number of packages delivered in e-cargo trike routes}}{\text{total number of packages in the cargo van doing the stem trip}}$$

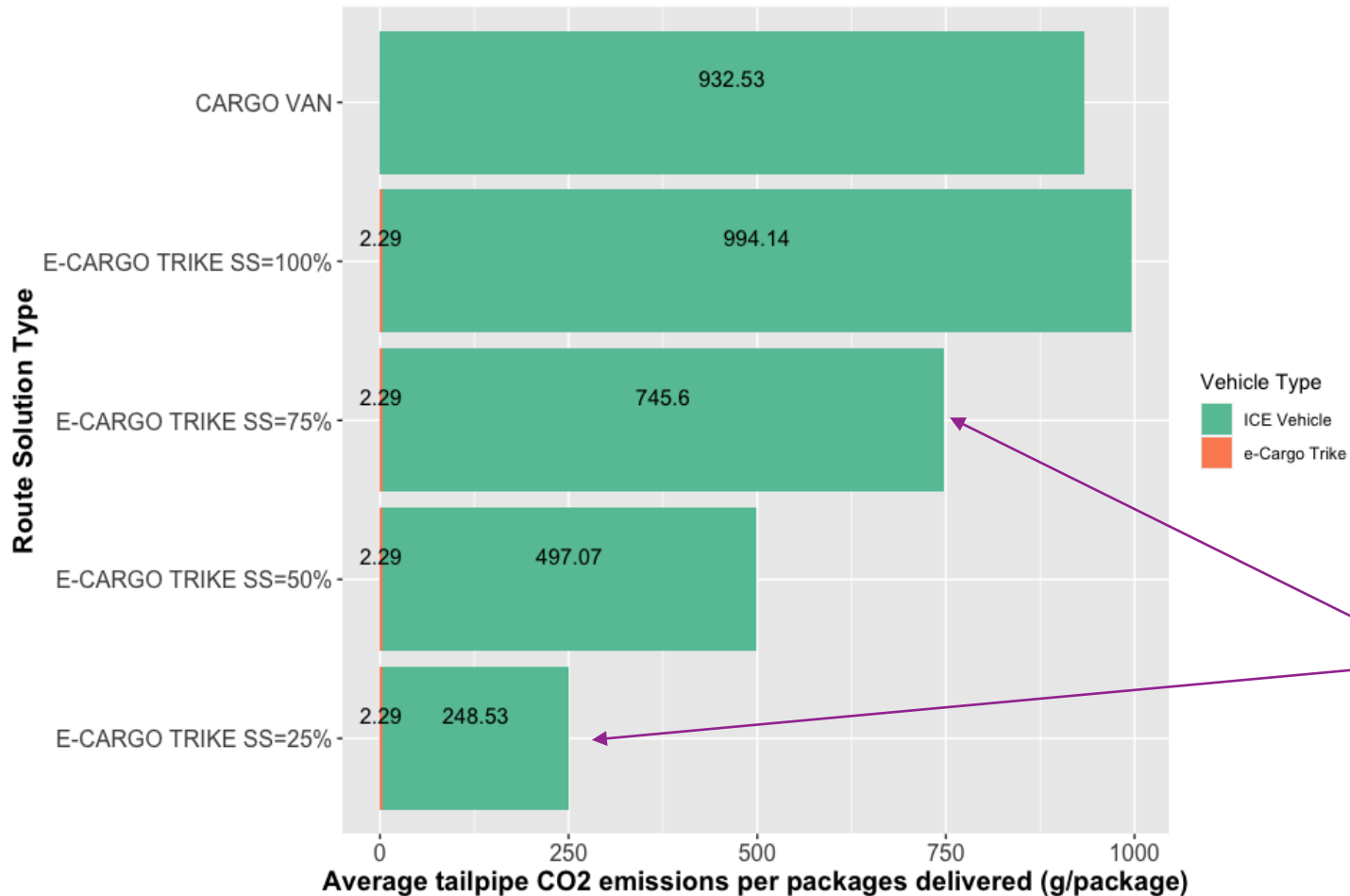
- During the pilot test, the stem trip was carrying packages for at least 2 e-cargo trike routes per day, which means the stem share was at most 50%.

2) Tailpipe CO₂ emissions per package



e - cargo trike solution not favorable when the stem trip is used only for 1 route





When SS is at least 75%;
19%-73 %
reduction in carbon emissions

Conclusion

- Last-mile delivery via e-bike provides significant opportunity to reduce neighborhood impacts
- Private sector motivated to learn and scale
- Middle mile operations are as important as last mile to achieve lower emissions and VMT
- Further experimentation will support
 - Workforce development
 - Policy framework
 - Robust business models



URBAN FREIGHT LAB
UNIVERSITY of WASHINGTON



Questions?



Anne Goodchild



annegood@uw.edu



Urbanfreightlab.com